

# Tempo Cube Square Idealform LH Shower Bath 170cmx85cm No Handgrips No Tapholes

## ILLUSTRATED

- E2595** Tempo Cube 170cm x 85cm Idealform left hand shower bath, no handgrips, no tapholes
- E2596** Tempo Cube shower bath front panel
- E3169** Unilux 70cm end panel
- E1486** Luxury bath pop-up waste and overflow
- E2597** Tempo Cube Square shower bath screen, clear glass and bright silver finish
- A5901** TMV thermostatic mixing valve, 22mm

## OPTIONS

- BD264** Ceraplan dual control bath filler

## ILLUSTRATED PRODUCT DETAILS







### Weights

- E2595** 27.00 KG
- E2596** 4.00 KG
- E3169** 2.58 KG
- E2597** 32.00 KG
- A5901** 0.60 KG

### Materials

- E2595** Idealform
- E2596** Acrylic
- E3169** High Impact Polystyrene
- E1486** Mixed Material
- E2597** Toughened Safety Glass
- A5901** Chrome Plated Metal

### Finishes

- E2595**  White (01)
- E2596**  White (01)
- E3169**  White (01)
- E1486**  Chrome (AA)
- E2597**  Bright Silver (EO)
- A5901**  Chrome (AA)

### Capacity

- E2595** 190.0 litres (to overflow)

### Designer


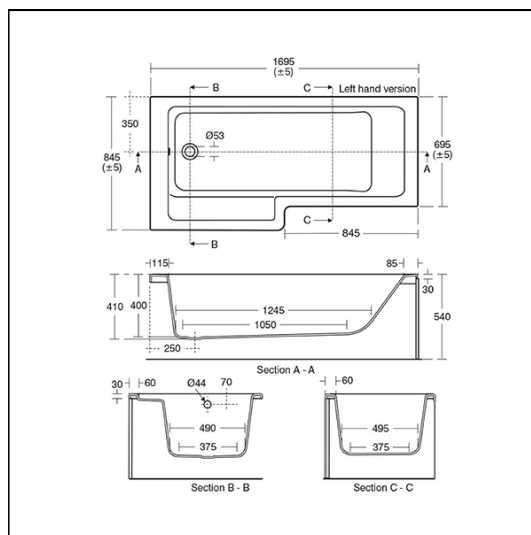
Robin Levien, RDI

### Standards

Constructed to EN 198:2008. EN 14516

### Special Notes

Consideration should be given to safe hot water delivery and the use of an appropriate temperature reduction device, see A5901AA or Part G for guidance. One taphole fittings require offsetting from the overflow. Check positioning and compatibility before specifying. Dedicated front panel and bath screen are unhandled.



## ACCREDITATIONS

**E2595(01)**

Unified Water Label  190.0 Litres