


# stuart

## CH Single Stage

The CH Single Stage range of centrifugal pumps feature horizontal suction and vertical delivery connections and are designed for high flow applications requiring continuous operation.

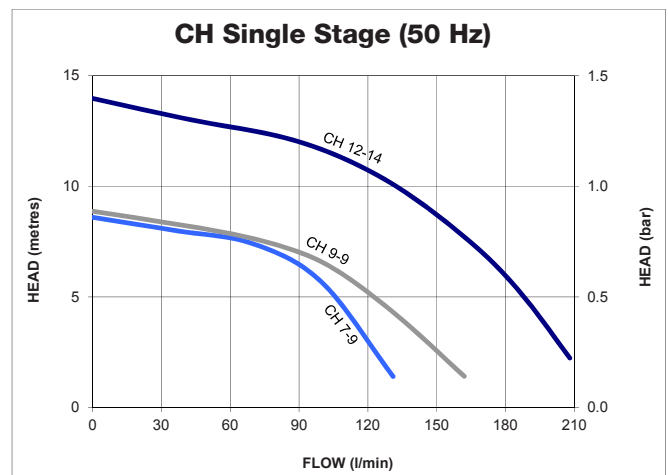


### Features

- Robust design
- Quiet operation
- Flow rates up to 210 l/min
- Heads up to 14 metres
- Continuous (S1) duty rating
- IP44 enclosure protection

### Application

- The CH Single Stage range of centrifugal pumps is designed for liquid transfer, pressure boosting or distribution of clean, fresh water. Other clean, non aggressive, non explosive liquids with similar characteristics to water may be pumped



For further advice on selecting the correct pump call  
or e-mail [info@stpumps.co.uk](mailto:info@stpumps.co.uk)

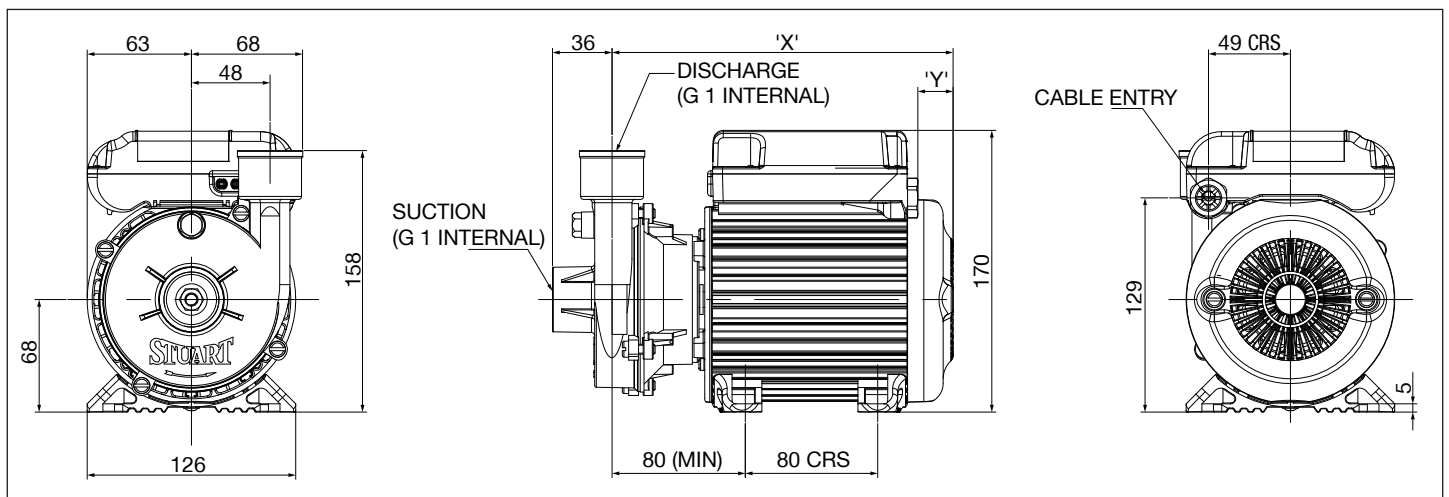
**pumpassist**  
HELPLINE +44 (0) 800 31 969 80

# stuart

Pump Model		CH 7-9 50 Hz 46372	CH 9-9 50 Hz 46374	CH 12-14 50 Hz 46379
General	Guarantee	2 years		
Features	Pump type	Centrifugal		
	Mechanical seal	EPDM / PTFE / Al. Oxide		
	Priming vent plug	✓	✓	✓
Materials	Pump body	Brass		
	Impeller	Plastic		
Performance	Maximum head (closed valve)	8.8 metres	9.1 metres	14.2 metres
	Performance @ 60 l/min	7.8 metres	8.1 metres	13.1 metres
	Performance @ 120 l/min	3.1 metres	5.3 metres	11.0 metres
	Maximum flow	132 l/min	164 l/min	210 l/min
	Minimum static inlet pressure	0.05 bar (0.5 metres)		
	Maximum static inlet pressure	1 bar (10 metres)		
	Maximum viscosity	50 secs redwood no. 1 9.5 centistokes		
	Maximum working pressure*	600 kPa (6 bar)		
	Maximum ambient air temperature	40 °C		
	Min / Max water temperature	Min 4 °C / Max 80 °C		
	Suction lift**	4.6 metres		
Connections	Pump connections	G 1 female		
Motor	Type	Induction, auto-reset thermal trip		
	Duty rating	Continuous (S1)		
Electrical	Power supply / phase / frequency	230 V a.c. / 1 / 50 Hz		
	Current (full load)	1.0 Amps	1.5 Amps	2.8 Amps
	Power consumption	230 Watts	330 Watts	595 Watts
	Fuse rating	5 Amps		
Physical	Enclosure protection	IP44		
	Length	242 mm		277 mm
	Width	131 mm		
	Height (excluding hoses)	170 mm		
	Weight (including fittings)	5.3 Kg	5.7 Kg	7.6 Kg

\* The maximum pressure that can be applied to the pump under any installation conditions.

\*\* With footvalve fitted



Pump Description	Dim. 'X'	Dim. 'Y'
CH 7-9	206 mm	21 mm
CH 9-9	206 mm	21 mm
CH 12-14	241 mm	56 mm

Stuart Turner Limited reserves the right to amend specifications without notice.

Stuart Turner Ltd, Henley-on-Thames, Oxfordshire RG9 2AD

Tel: +44 (0)1491 572655 Fax: +44 (0)1491 573704

www.stuart-turner.co.uk

Pt. No. 20609 Issue 4217/1-01

**pumpassist**  
HELPLINE +44 (0) 800 31 969 80

## Check out our full range of Plumbing Supplies

Plumbing wastes / Plumbing traps

Plumbing Consumables

Plumbing Tools

Toilet Fittings

Brassware

Valves

Plumbing Fittings

**plumbworld**  
**Big brands, small prices.**