





Radiator Installation Instructions

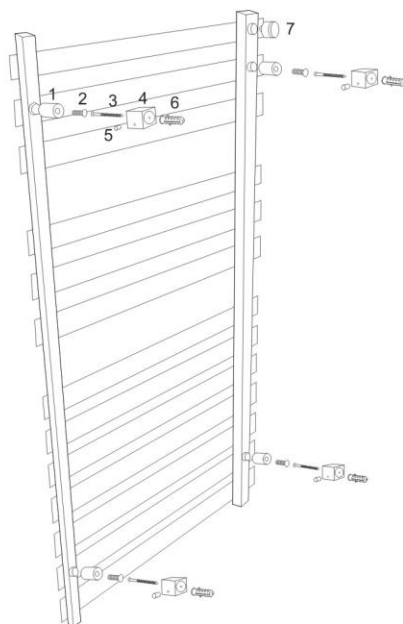
- This product must be installed by a fully qualified plumber.
- Read the instruction sheet carefully before installation.
- Check all the parts are enclosed as per the contents list.
- If there are any missing parts or damage please contact your supplier immediately.

Ref		Description	Quantity
1		Bracket core	4
2		M8*25 screw	4
3		M6*50 screw	4
4		Bracket sleeve	4

Ref		Description	Quantity
5		Set screw	4
6		Expansion bolt	4
7		Vent valve	1
8		Allen Key	1

Steps:

1. Drill four holes of 10mm in the wall for expansion bolts to mount.
2. Fix Part 1 onto the radiator with Part 2 (M8*25) .Use part 3 and part 6 to fix part 4 on the wall.
3. Connect Part 1 with Part 4.
4. Use a Allen Key to tighten Part 5 to fix Part 1 and Part 4 .
5. Repeat the above steps for the three other brackets.
6. Connect the Radiator to the heating system.



On commissioning, flush the central heating system thoroughly using a proprietary solution to ensure that aggressive substances such as fluxes and manufacturing residue, from which the internal surfaces of your towel rail can sustain irreparable damage, are removed. It is further recommended that an appropriately approved corrosion inhibitor be subsequently added to the heating system in order to protect the heated towel rail and other parts of the central heating system to promote extended operating lifespan.

Maintenance

- From time to time it is advisable to wash your towel rail with warm soapy water in order to retain its original sparkle. Never use any form of abrasive cleaner.
- Corrosion inhibitor must also be regularly maintained, please consult your engineer for details.

Warranty

Your heated towel rail is fully warranted for five years in respect of defective materials. This is subject to installation being carried out by a qualified engineer in accordance with good practice and corrosion inhibitors being regularly maintained.

Helpline: 01452 317890

Mon-Fri 8.00am-5.00pm