

NEW

# Quiet Fan Range - IPX5 Domestic Range

QF100 IPX5



The Manrose Quiet Fan is the latest in domestic ventilation to incorporate a high extraction rate whilst producing an incredibly quiet running volume all with the additional flexibility of being IPX5 compliant. IEE Regulations (U.K.) allow for IPX5 fans to be installed into zone 1 without the need for low voltage transformer making this comprehensive range ideal for bathrooms and toilets.

The unit also comes complete with a performance enhancing turning vane system located in the spigot to improve performance by maintaining a high output.

- IPX5 rated
- High quality, long life motors continuously rated and warranted for a minimum of 30,000 hours or 3 years
- Manufactured using high gloss ABS thermoplastics for strength and durability
- Decibel Level of ONLY 27dB(A) at 3m. Over 60% reduction in comparison to standard 4" (100mm) domestic fans.
- An impressive extraction rate of 75m<sup>3</sup>/hr, 21 litres per second
- Low energy motor with a maximum consumption of 7 Watts
- Low SFP of just 0.33W/l/s
- Complete with integral backdraught shutters
- Complies with both Part F & L
- Suitable for ceiling or wall mounting

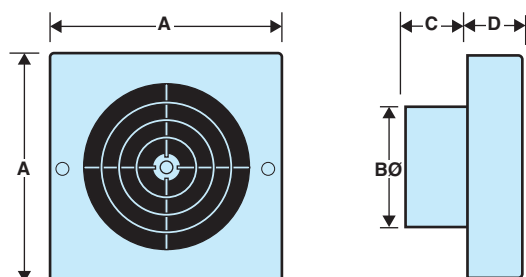
## Technical Details

### Cat. No. Product type

QF100SX5	Standard Model suitable for installation in Zone 1
QF100TX5	Timer model incorporating an integral adjustable electronic timer (1-20mins)
QF100HX5	Humidity control which is adjustable between 40% RH and 95% RH, complete with an electronic timer (1-20mins)

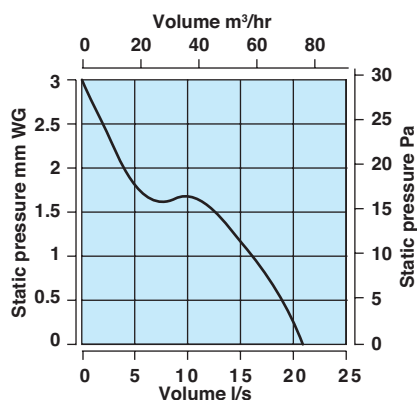
### Dimensions (mm)

A	BØ	C	D
163	98	83	28

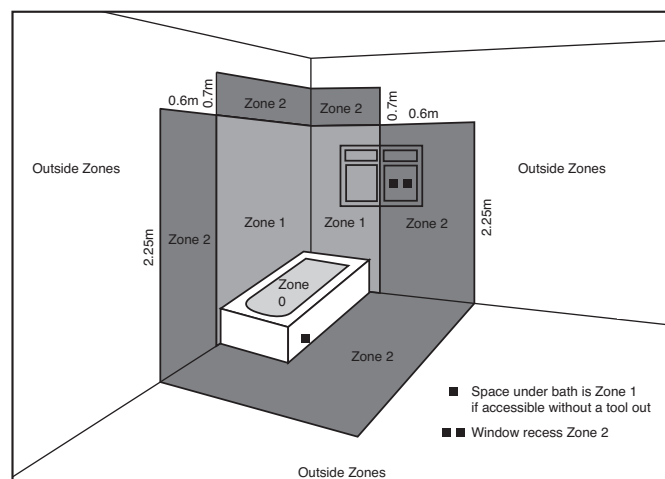


### Performance Graph

QF100 75m³/hr, 21 litres per second



### Bathroom Zone Diagram



### Packaging

Quiet fan IPX5 range packed in outers of 10. Contact our technical department for packaging dimensions.

### Electrical

220-240V - AC. 50Hz Single Phase consuming 7 Watts. These fans are double insulated and do not require an earth. All wiring must comply with current IEE regulations. A double pole isolating switch, having a contact separation of at least 3mm in all poles, must be used with a 3 amp fuse fitted.

### Additional Data

Maximum Pressure: 23 p.a.

Fan Speed: 2300 r.p.m.

Sound Volume: 27 dB(A)

Maximum Operating Temperature: 40°C

## Check out our full range of Bathroom Accessories

Bathroom Accessory Sets

Heated Towel Rails

Bathroom Extractor Fans

Bathroom Lighting

Shower Seats

Grab Rails

Shower Curtains

Toilet Brushes

Bathroom Cleaning Products

### Wall Mounted Bathroom Accessories

Robe Hooks

Bathroom Tumblers

Toilet Roll Holders

Soap Dishes

Towel Rings

Shower Caddies

### Bathroom Mirrors

Standard Bathroom Mirrors

LED Bathroom Mirrors

Shaving Mirrors

**plumbworld**  
**Big brands, small prices.**