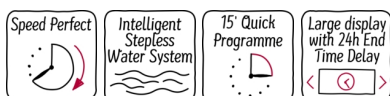


Built-in washing machine, 8 kg, 1400 rpm
W543BX2GB



COOKING PASSION SINCE 1877



The extremely quiet and durable built-in washing machine with 8 kg load capacity, practical short cycles and optimal water dispensing.

- ✓ Speed Perfect – Optimal washing results in up to 65% less time.
- ✓ Intelligent Stepless Water System – Smart sensors reduce use of water.
- ✓ Super Quick 15': Washes, rinses, and spins in just 15 minutes.
- ✓ Efficient Silent Drive with 10-year warranty – quiet motor and peace of mind.
- ✓ Large LED Display – Large display for easier navigation and wash programme delay of up to 24 hours

Features

Technical Data

Energy Efficiency Class : C

Weighted energy consumption in kWh per 100 washing cycles of eco 40-60 programme : 62 kWh

Maximum capacity in kg : 8.0 kg

The water consumption of the eco programme in liters per cycle : 45 l

Duration of eco 40-60 programme in hours and mins at rated capacity : 3:26 h

Spin-drying efficiency class of eco 40-60 programme : B

Airborne acoustical noise emission class : A

Airborne acoustical noise emissions : 66 dB(A) re 1 pW

Construction type : Built-in

Height of removable worktop : -2 mm

Dimensions of the product : 818 x 596 x 544 mm

Net weight : 72.1 kg

Connection rating : 2300 W

Fuse protection : 10 A

Voltage : 220-240 V

Frequency : 50 Hz

Approval certificates : CE, E17D UKCA marking, VDE

Length of electrical supply cord : 210 cm

Door hinge : Left

Wheels : No

EAN code : 4242004268352

Installation type : Full-integrated

Optional accessories

WMZ2381	Extension for cold water inlet /Aquastop
Z7060X1	Height-adjustable feet
Z7080X0	Accessory



4 242004 268352

Built-in washing machine, 8 kg, 1400 rpm
W543BX2GB



COOKING PASSION SINCE 1877

Features

Performance

- Energy Efficiency Class¹: C
- Energy² / Water³: 62 kWh / 45 litres
- Load capacity: 1 - 8 kg
- Programme duration⁴: 3:26 h:min
- Spin drying efficiency class: B
- Spin speed^{**}: 400 - 1400 rpm
- Noise level: 66 dB (A) re 1 pW
- Noise efficiency class: A
- Fully integratable

Programmes/functions

- Special programmes: Drain / Spin, Shirts, Mixed Load, Allergy +, Super Quick 15/30, Single rinse, 30°C, 30°C

Key features

- Touch control buttons: Ready in, SpeedPerfect, start/pause with reload function, Spin speed reduction

Additional features

- Reload Function – lets you add items even after the programme has started.
- Large display for programme progress indication, spin speed, remaining time, 24 hour end time delay and load recommendation.
- EcoSilence Drive
- Eco Silence drive with 10 year warranty
- AquaStop: Neff home appliance with lifetime warranty against water damage
- Continuous automatic load adjustment system
- Foam detection system
- Safeguard monitoring system adjusts load distribution
- Noise insulation: bottom cover
- AntiVibration Design - for more stability and quietness
- Detergent dispensing: easy clean
- Divider for Liquid Detergent
- Buzzer to indicate the end of cycle
- Large white door with 130° opening and 30 cm porthole
- Furniture door is reversible
- Metal door catch

Technical Information

- adjustable base height: 15 cm
- adjustable base depth: 6.5 cm
- Dimensions (H X W X D): 81.8 x 59.6 x 57.4 cm
- Height adjustment with Cardan drive

¹ Scale of Energy Efficiency Classes from A to G

² Energy consumption in kWh per 100 cycles (in programme Eco 40-60)

³ Weighted water consumption in litres per cycle (in programme Eco 40-60)

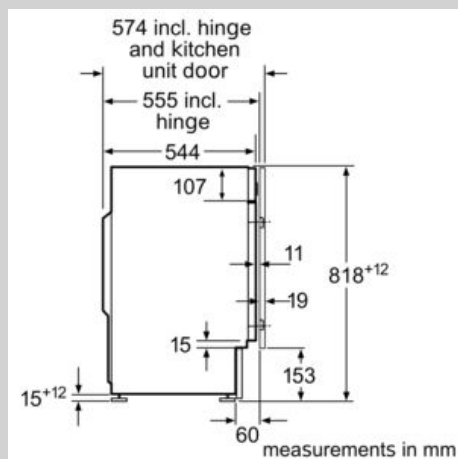
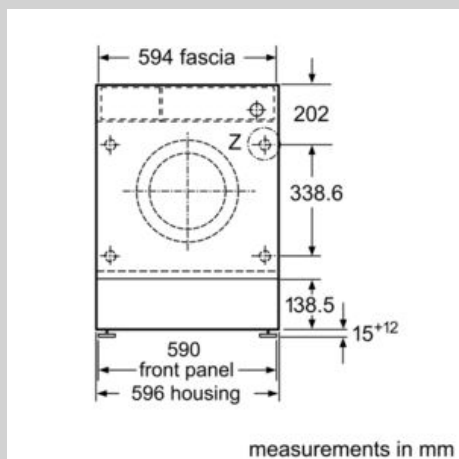
⁴ Duration of Eco 40-60 programme

^{**} Values are rounded.

* Please find warranty terms under the additional warranties section of our website.

Built-in washing machine, 8 kg, 1400 rpm
W543BX2GB

Dimensioned drawings



Z detail

