

N 90, Built-in oven, 60 x 60 cm, Graphite-Grey
B64CS71G0B



COOKING PASSION SINCE 1877



A⁺

Built-in oven with Slide & Hide® - an easy to handle door that gently disappears under the oven. Home Connect - control your oven via the App.

Features

Technical Data

Color / Material Front : Graphite
Construction type : Built-in
Integrated Cleaning system : Pyrolytic+Hydrolytic
Min. required niche size for installation (HxWxD) : 585-595 x 560-568 x 550 mm
Dimensions : 595 x 596 x 548 mm
Dimensions of the packed product (HxWxD) : 675 x 690 x 660 mm
Control Panel Material : Stainless steel
Door Material : Glass
Net weight : 38.4 kg
Usable volume of cavity : 71 l
Cooking method : 4D Hotair, Bottom heat, Bread Baking Setting, Conventional heat, Conventional heat gentle, Dough proving, Full width grill, Half width grill, Hotair gentle, Hot air grilling, low temperature cooking, Pizza setting, pre-heating, warming
Oven control : electronic
Number of interior lights : 1
Length of electrical supply cord : 120.0 cm
EAN code : 4242004266099
Number of cavities (2010/30/EC) : 1
Energy efficiency rating : A+
Energy consumption per cycle conventional (2010/30/EC) : 0.87 kWh/cycle
Energy consumption per cycle forced air convection (2010/30/EC) : 0.69 kWh/cycle
Energy efficiency index (2010/30/EC) : 81.2 %
Connection rating : 3600 W
Fuse protection : 16 A
Voltage : 220-240 V
Frequency : 50; 60 Hz
Plug type : no plug (electrical connection by electrician)
Included accessories : 2 x combination grid, 1 x universal pan

Optional accessories

Z11AB15A0 Baking tray, non-stick ceramic coated
Z11CR10X0 Baking and roasting grid (standard)
Z11SZ00X0 SeamlessCombination mounting kit
Z11SZ90G0 SeamlessCombination 60 + 45cm
Z12CB10A0 Baking tray, anthracite enamelled
Z12CM10A0 Moussaka pan, anthracite enamelled
Z13CV06S0 Decor strip



4 242004 266099

N 90, Built-in oven, 60 x 60 cm, Graphite-Grey
B64CS71G0B



COOKING PASSION SINCE 1877

Features

- Oven with 14 heating methods: CircoTherm®, Top/bottom heat, Circo-roasting, Full surface grill, Centre surface grill, CircoTherm® intensive, Bread baking, Bottom heat, Low temperature cooking, Dough proving, Plate warming, Keep warm, CircoTherm® gentle, Conventional heat gentle

Design

- Graphite-Grey Edition
- Touch control
- Cavity inner surface: enamel anthracite

Features

- HomeConnect ready on WLAN
- Oven Assistant with Voice Control
- Door lock during pyrolytic cleaning
Control panel lock Automatic safety switch off Residual heat indicator Start button Door contact switch
- Full glass inner door

Programmes/functions

- Temperature range 40 °C - 200 °C
- LED light, On/off button
- Electronic clock timer
- Slide&Hide® with rotating handle
- SoftClose, SoftOpen
- Quadruple glazed door glazed CoolTouch door
- 30 °C - Very low door temperature
- Temperature proposal
Actual temperature display Heating up indicator
- cookControl Plus
- Rapid heat
- Cooling fan
- Stainless-steel fan

Level independent telescopic rails

- 4 shelf positions
- Available as an accessory, pyrolytic proof

Cleaning

- Pyrolytic cleaning
- EasyClean

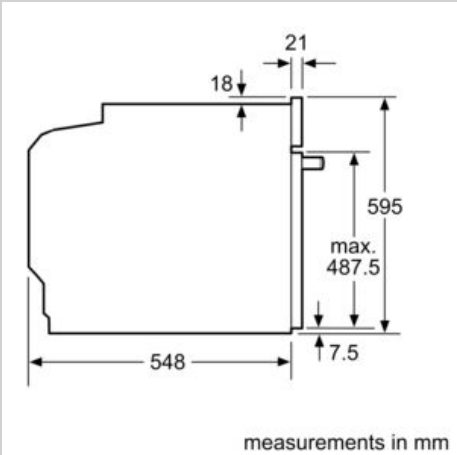
Accessories

- 2 x combination grid, 1 x universal pan

Performance/technical information

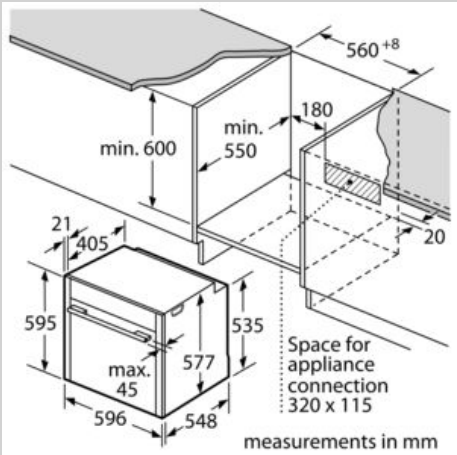
- 120 cm Cable length
- Nominal voltage: 220 - 240 V
- Total connected load electric: 3.6 KW
- Energy efficiency rating (acc. EU Nr. 65/2014): A+
Energy consumption per cycle in conventional mode: 0.87 kWh
Energy consumption per cycle in fan-forced convection mode: 0.69 kWh
Number of cavities: Main cavity Heat source: electrical Cavity volume: 71 litre
- Appliance dimension (h x w x d): 595 mm x 596 mm x 548 mm
- Niche dimension (h x w x d): 585 mm - 595 mm x 560 mm - 568 mm x 550 mm
- Please refer to the dimensions provided in the installation manual

Dimensioned drawings

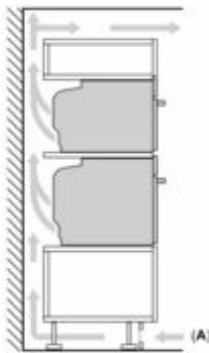


If the appliance will be installed underneath a hob, the following worktop thicknesses (including substructure if necessary) must be taken into account.

Hob type	min. worktop thickness	
	fitted	flush
Induction hob	37 mm	38 mm
Full surface Induction hob	47 mm	48 mm
Gas hob	30 mm	38 mm
Electric hob	27 mm	30 mm



Installing two appliances on top of each other
Air exchange



A: Air inlet $\geq 200 \text{ cm}^2$

