

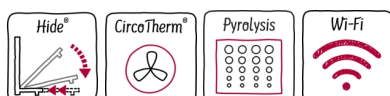
N 50, Built-in oven, 60 x 60 cm, Graphite-Grey
B6ACH7HGOB



COOKING PASSION SINCE 1877



A



Built-in Slide&Hide® oven with fixed handle - unrestricted access to the oven interior thanks to the fully retracting oven door

- ✓ Hide® – The fully retracting oven door.
- ✓ CircoTherm® – Smart hot-air solution that lets you bake on up to three levels at once.
- ✓ Dual cleaning options: Pyrolytic cleaning programmes - just let the oven interior clean itself. EasyClean - the quick and easy option for day to day maintenance.
- ✓ LCD-Display – simple, straightforward with large characters for clear reading
- ✓ Home Connect – Unleash your creativity via app.

Features

Technical Data

Color / Material Front : Graphite
Construction type : Built-in
Integrated Cleaning system : Pyrolytic+Hydrolytic
Required niche size for installation (HxWxD) : 585-595 x 560-568 x 550 mm
Dimensions : 595 x 594 x 548 mm
Dimensions of the packed product (HxWxD) : 675 x 690 x 660 mm
Control Panel Material : Glass
Door Material : Glass
Net weight : 40.4 kg
Usable volume of cavity : 71 l
Cooking method : Bottom heat, Bread Baking Setting, Conventional heat, Full width grill, Hot Air, Hotair gentle, Hot air grilling, Pizza setting
First cavity material : Other
Oven control : electronic
Number of interior lights : 1
Approval certificates : CE, VDE
Length of electrical supply cord : 120 cm
EAN code : 4242004263555
Number of cavities (2010/30/EC) : 1
Energy efficiency rating : A
Energy consumption per cycle conventional (2010/30/EC) : 1.04 kWh/cycle
Energy consumption per cycle forced air convection (2010/30/EC) : 0.81 kWh/cycle
Energy efficiency index (2010/30/EC) : 95.3 %
Connection rating : 2990 W
Fuse protection : 13 A
Voltage : 220-240 V
Frequency : 50; 60 Hz
Plug type : no plug

Optional accessories

Z11AB15A0 Baking tray, non-stick ceramic coated
Z11CB10E0 Baking tray, grey enamelled
Z11CR10X0 Baking and roasting grid (standard)
Z11TF36X0 3 level telescopic rails, full ext
Z11TI15X0 Cliprails



4 242004 263555

N 50, Built-in oven, 60 x 60 cm, Graphite-Grey
B6ACH7HGOB



COOKING PASSION SINCE 1877

Features

Design

- Graphite-Grey Edition
- Elongated designed dials, Retractable control dials, Bevelled oval controls
- Cavity inner surface: enamel grey
- LCD-Display Control (white)
- Electronic clock timer
- Slide&Hide® with fixed handle
- Bar handle
- 4 shelf positions

Features

- Temperature proposal
 - Actual temperature display
 - Heating up indicator
 - Automatic start
- Rapid heat
- Interior halogen light, On/off button
- Cooling fan
- Stainless-steel fan
- Info button
- HomeConnect ready on WLAN
- Door lock during pyrolytic cleaning
 - Control panel lock
 - Automatic safety switch off
 - Residual heat indicator
 - Door contact switch

Cleaning

- Pyrolytic cleaning
- EasyClean
- Full glass inner door

Programmes/functions

- Oven with 8 cooking functions; 8 cooking functions: heating methods: CircoTherm®, Top/bottom heat, Circo-roasting, Full surface grill, CircoTherm® intensive, Bread baking, Bottom heat, CircoTherm® gentle
- Temperature range 30 °C - 275 °C

Accessories

- 1 Clip rail, Stop function
- 1 x universal pan, 2 x combination grid

Technical information

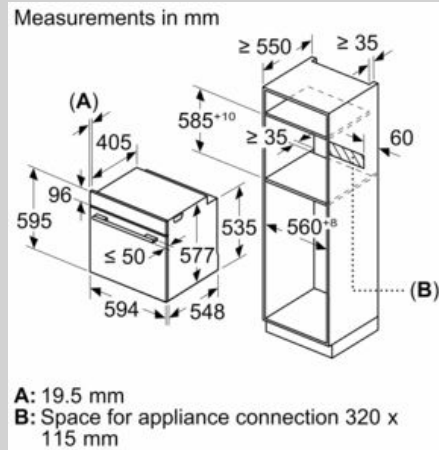
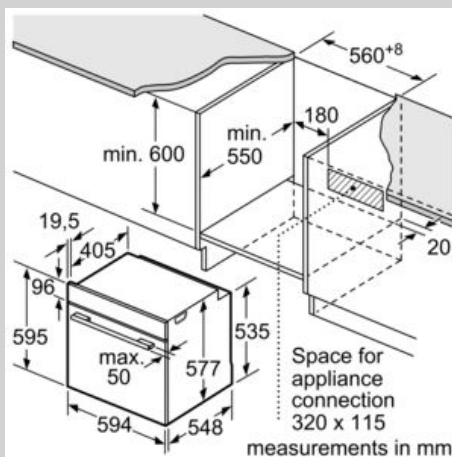
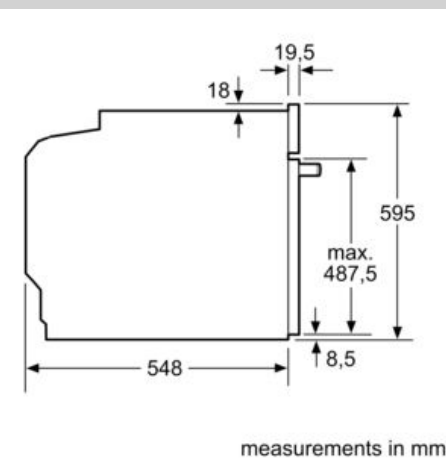
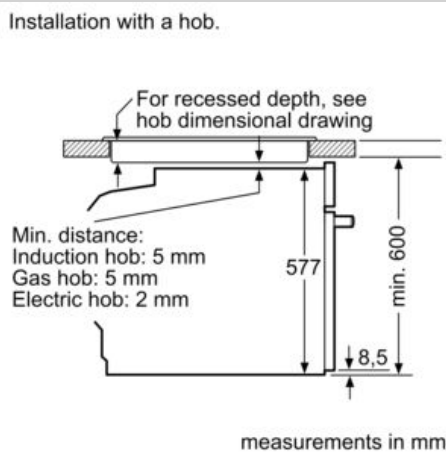
- Cavity volume: 71 litre
- 120 cm Cable length
- Nominal voltage: 220 - 240 V
- Total connected load electric: 2.99 KW
- Energy efficiency rating (acc. EU Nr. 65/2014): A
 - Energy consumption per cycle in conventional mode: 1.04 kWh
 - Energy consumption per cycle in fan-forced convection mode: 0.81 kWh
- Number of cavities: Main cavity
- Heat source: electrical
- Cavity volume: 71 litre

Performance/technical information

- Appliance dimension (h x w x d): 595 mm x 594 mm x 548 mm
- Niche dimension (h x w x d): 585 mm - 595 mm x 560 mm - 568 mm x 550 mm
- Please refer to the dimensions provided in the installation manual
- We recommend you to choose complementary products within N50, in order to assure an optimal design combination of your Built-In appliances.

N 50, Built-in oven, 60 x 60 cm, Graphite-Grey
B6ACH7HG0B

Dimensioned drawings



If the appliance will be installed underneath a hob, the following worktop thicknesses (including substructure if necessary) must be taken into account.

Hob type	min. worktop thickness	
	fitted	flush
Induction hob	37 mm	38 mm
Full surface Induction hob	47 mm	48 mm
Gas hob	30 mm	38 mm
Electric hob	27 mm	30 mm