


**Series 2, wall-mounted cooker hood,
80 cm, clear glass black printed
DWK85DK60B**



The Inclined Hood with Touch Select Basic Control and a low noise motor for an odor and noise free kitchen.

- **Low noise motor:** enjoy a peaceful cooking experience with max. extractor performance and low noise.
- **Intensive speed setting with reset:** automatically resets the hood to normal speed setting
- **Touch Select Basic Control:** quickly select hood settings via touch control.
- **LED Illumination:** The energy-saving lighting provides a clear and bright illumination for the hob area.
- **Filter saturation:** automatic reminders to clean and replace your filters

Technical Data

Typology : Wall-mounted
Length electrical supply cord : 150.0 cm
Height of the appliance : 375 mm
Minimum distance above an electric hob : 450 mm
Minimum distance above a gas hob : 650 mm
Net weight : 11.7 kg
Type of control : Electronic
Maximum output air extraction : 430 m³/h
Boost position output recirculating : 550.0 m³/h
Maximum output recirculating air : 445 m³/h
Boost position air extraction : 550 m³/h
Number of lights : 2
Noise level : 60 dB(A) re 1 pW
Diameter of air outlet : 150 mm
Grease filter material : Washable aluminium
EAN code : 4242005396290
Connection Rating : 223 W
Fuse protection : 4 A
Voltage : 220-240 V
Frequency : 50 Hz
Plug type : GB plug
Installation typology : Wall-mounted



4 242005 396290

Series 2, wall-mounted cooker hood, 80 cm, clear glass black printed DWK85DK60B

The Inclined Hood with Touch Select Basic Control and a low noise motor for an odor and noise free kitchen.

Design:

- Inclined design
- wall-mounted
- Glass plate: clear glass black printed
- Suitable for ducted or re-circulated extraction
- For recirculated extraction standard recirculation kit (accessory) needed

Core Features:

- Capacitor motor
- 2 x 3W led light
- Colour Temperature: 4000 K
- Light Intensity: 127 lux
- 1 metal grease filter(s).

Comfort Features:

- Electronic control via Touch Select Basic Control, backlighted
- 3 speeds plus intensive setting
- Automatic reset from intensive to normal setting after 5 min.
- Saturation indicator for grease filter and odor filter

Cleaning Comfort:

- Large opening angle of the glass plate with locking function for an easy filter accessibility and easy cleaning.
- Easy to clean smooth surfaces and materials.
- Metal grease filter dishwasher-safe

Performance Exhaust:

- According to EN 61591 and EN/ IEC 60704-2-13 your appliance can achieve the following values in exhaust mode:
Speed 1: extraction rate 220 m³/h; noise level 46 dB(A) re1pW
Speed 2: extraction rate 315 m³/h; noise level 53 dB(A) re1pW
Speed 3: extraction rate 430 m³/h; noise level 60 dB(A) re1pW
Intensive Speed 1: extraction rate 550 m³/h; noise level 65 dB (A) re1pW
- Energy Efficiency Class: A (at a range of energy efficiency classes from A+++ to D)
- Average Energy Consumption: 43.8 kWh/year
- Blower Efficiency Class: A
- Lighting Efficiency Class: A
- Grease Filtering Efficiency Class: E

Performance Recirculation:

- According to EN 61591 and EN/ IEC 60704-2-13 your appliance can achieve the following values in recirculation mode with standard recirculation kit (available as optional accessory):
Speed 1: extraction rate 215 m³/h; noise level 51 dB(A) re1pW
Speed 2: extraction rate 300 m³/h; noise level 61 dB(A) re1pW
Speed 3: extraction rate 445 m³/h ; noise level 69 dB(A) re1pW
Intensive Speed 1: extraction rate 550 m³/h; noise level 72 dB (A) re1pW

Technical Information and Sustainability:

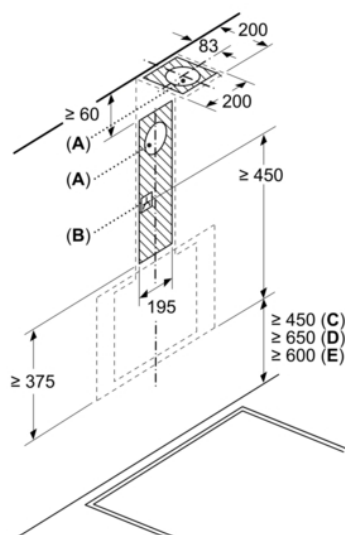
- Consumption data:
- Power rating: 223 W
- Voltage: 220 - 240 V

Planning and Installation Information:

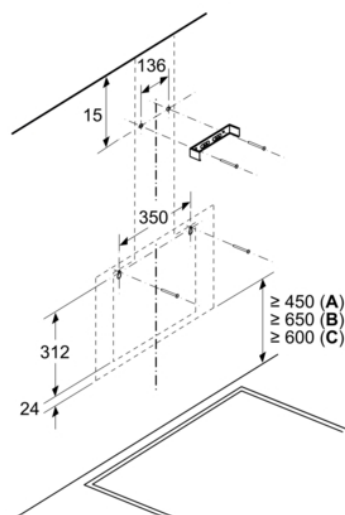
- Dimensions exhaust air (HxWxD): 690 mm - 900 mm x 790 mm x 325 mm
- Dimensions recirculating installation (HxWxD): 720 mm - 975 mm x 790 mm x 325 mm
- Diameter pipe Ø 150 mm
- Electrical cable length 1.5 m
- with one-way flap

Series 2, wall-mounted cooker hood, 80 cm, clear glass black printed DWK85DK60B

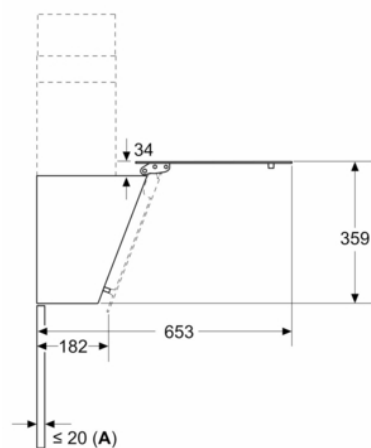
Measurements in mm



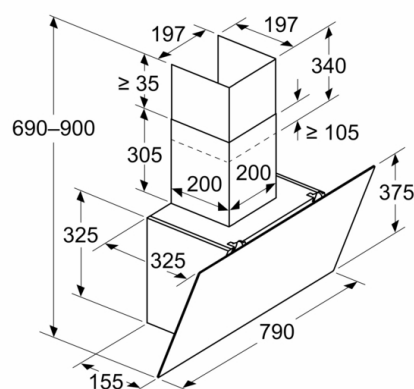
Measurements in mm
Wall installation with chimney



Measurements in mm



Measurements in mm
Appliance in exhaust air mode



Measurements in mm
Appliance in circulated air mode

