

## Series 6, Induction hob, 80 cm, Black, PIV831HB1E



### Optional accessories

HEZ32WA00	Wireless food thermometer
HEZ390090	Wok Set consisting of 3 Items
HEZ9ES100	Espresso maker 4 cups
HEZ9FE280	Iron pan Ø 18 / 28 cm
HEZ9SE030	Set of 2 pots and 1 pan
HEZ9SE040	4 pieces Set
HEZ9SE060	6 pieces Set

- **DirectSelect:** the direct and simple way to select your desired cooking zone, power and additional functions.
- **Smart Hood Automatic:** a matching hood that automatically adjusts to your hob settings while cooking.
- **Home Connect:** Connected home appliances for an easier everyday life.
- **Front-Bevel:** Elegant, appealing design with bevelled front.
- **Cooktop-based hood control:** convenient operation of the hood via your hob (with matching hood)

### Technical Data

Appliance type:	.....Cooking zone ceramic
Built-in / Free-standing:	.....Built-in
Heating type:	.....Electric hob
Number of cooking zones:	.....5
Min. required niche size for installation (HxWxD):	.....51 x 750-750 x 490-500 mm
Width of the appliance:	.....802 mm
Dimensions:	.....51 x 802 x 522 mm
Dimensions of the packed product (HxWxD):	.....126 x 953 x 608 mm
Net weight:	.....12.7 kg
Gross weight:	.....16.4 kg
Residual heat indicator:	.....Separate
Location of control panel:	.....Front
Basic surface material:	.....Ceramic glass
Color of surface:	.....Black
Length electrical supply cord:	.....110.0 cm
EAN code:	.....4242005394067
Voltage:	.....220-240 V
Frequency:	.....50; 60 Hz



## Series 6, Induction hob, 80 cm, Black, PIV831HB1E

- 80 cm: space for 5 pots or pans.

### Flexibility of cooking zones

- Cooking zone front left: 180 mm, 2 KW (max. power 3.1 KW)
- Cooking zone rear left: 145 mm, 1.6 KW (max. power 2.2 KW)
- Cooking zone middle: 240 mm, 2.5 KW (max. power 3.7 KW)
- Cooking zone rear right: 145 mm, 1.6 KW (max power 2.2 KW)
- Cooking zone front right: 210 mm, 2.5 KW (max. power 3.7 KW)

### Usage convenience

- Multitouch+: directly control the power with the imprinted touch bar.
- yes: directly access favourite functions with a configurable button (available with connected Home Connect account).
- Variable 17-stage power settings for each zone: precisely adapt the heat with 17 power levels (9 main levels and 8 intermediate levels).
- Switch-off timer: switches off the cooking zone at the end of the time set (e.g. for boiled eggs).
- alternative: an alarm sounds at the end of the time set (e.g. for pasta).
- Sound volume adaptable to personal preference and needs.

### Time saving & efficiency

- PowerBoost function for all zones
- : boil water faster thanks to 50% more energy than at the highest standard level.
- QuickStart function: when switching on, the hob automatically selects the cooking zone with cookware (when placed on a zone whilst the hob is off).
- ReStart function: in case of unintentional switch-off, this feature restores all previous settings by switching on the hob again within 4 seconds.

### Connectivity

- Home Connect enabled: check if the hob is switched off even when not at home, and find recipes or additional functions in the Home Connect app.
- Hob Hood Control - hood control (with Wi-Fi enabled hood): automatically activates the hood when cooking, thanks to the Wi-Fi connection of hob and suitable hood.
- yes, after software update: hood automatically adapts fan speed thanks to hob continuously providing cooking data (with matching hood and connected Home Connect account).
- via MyButton: open up the smart universe from your cooktop (partner service required). via MyButton: open up the smart universe from your cooktop (partner service required).
- Updateable appliance (available with connected Home Connect account): keep appliance always up to date with latest status of software. Updateable appliance (available with connected Home Connect account): keep appliance always up to date with latest status of software.

### Design

- Front facette design

### Safety

- 2 stage residual heat indicator for each zone: indicates which cooking zones are still hot or warm.

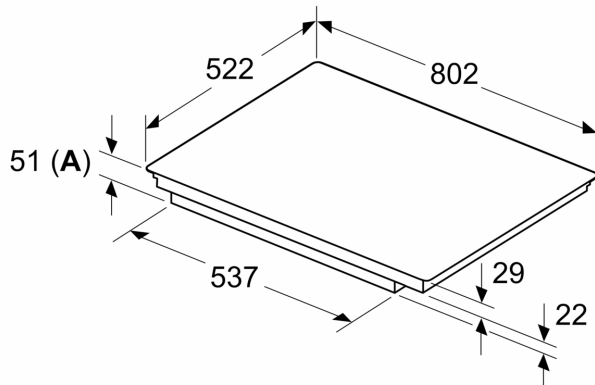
- Control panel lock: prevent unintended activation of the hob.
- pause function: pause the heating process, e.g to answer the door.
- Main on/off switch: switch off all cooking zones at the touch of a button.
- Automatic safety shut off: for safety reasons, heating stops after a preset time if not used (possible to customise).

### Installation

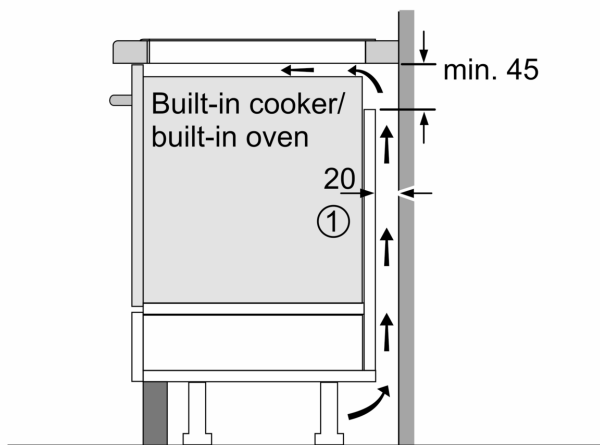
- Dimensions of the product (HxWxD mm): 51 x 802 x 522
- Required niche size for installation (HxWxD mm) : 51 x 750 x (490 - 500)
- Min. worktop thickness: 16 mm
- Connected load: 7.4 KW
- Power management options for 16A, 13A or 10A connection: limit the maximum power if needed (depends on fuse protection of electric installation).

**Series 6, Induction hob, 80 cm,  
Black,  
PIV831HB1E**

Measurements in mm



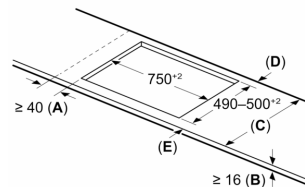
**A: Recessed depth**



①  
Ventilation gap must  
be present

All measurements in mm

Measurements in mm



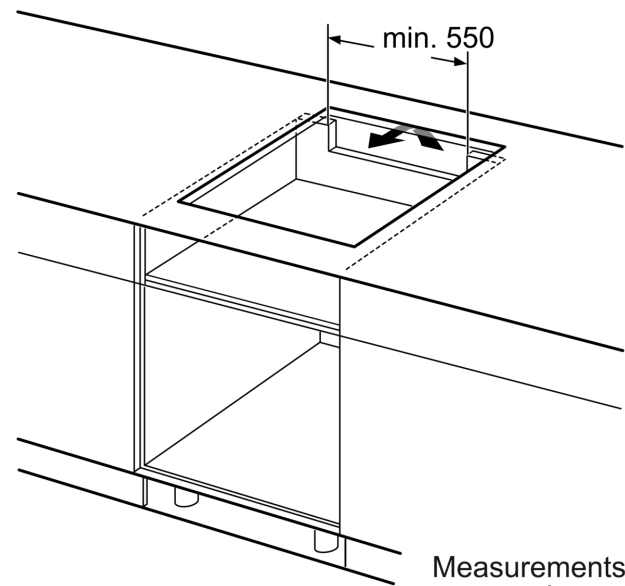
**A:** Min. distance from the hob cut-out to the wall

**B:** The clearance between the surface of the worktop and the top of the front of the oven must be 30 mm

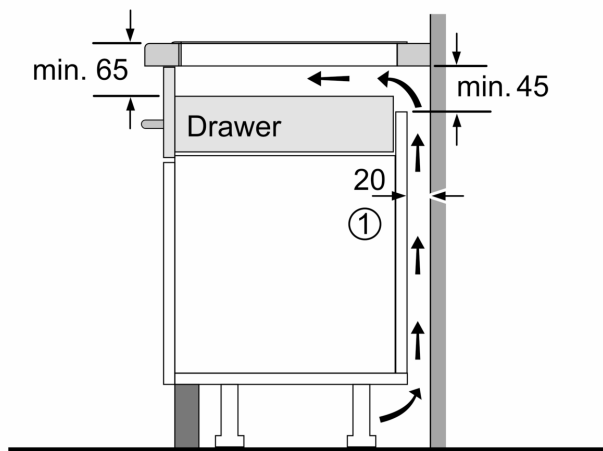
See space requirements for the oven

The worktop into which the hob is installed must withstand loads of approx. 60 kg; suitable substructures must be used if required

C	D	E
585-600	50	≥ 35
> 600	≥ 50	≥ 50



Measurements  
in mm



①  
Ventilation gap must  
be present.

Measurements in mm