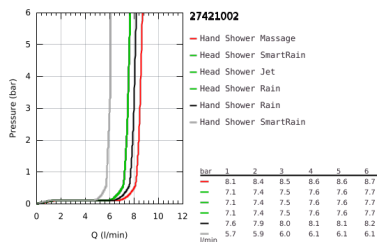
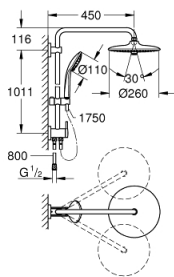


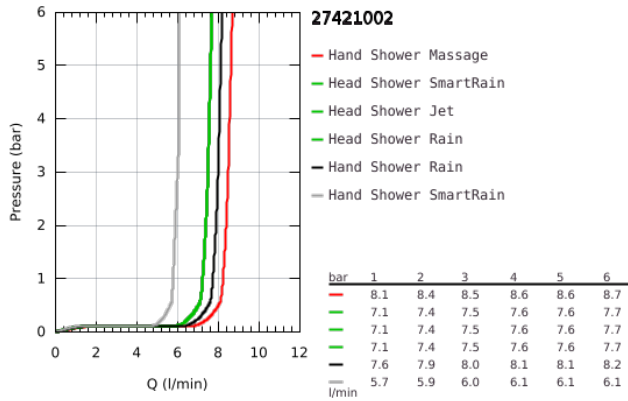
27 421 002 EUPHORIA SYSTEM 260 SHOWER SYSTEM WITH DIVERTER FOR WALL MOUNTING



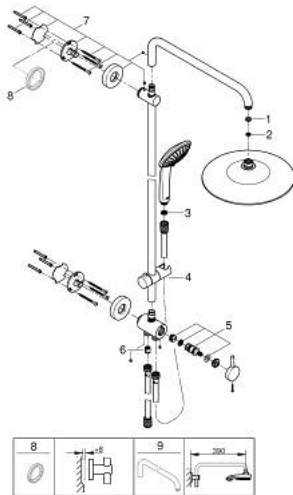
PRODUCT DESCRIPTION

- Colour: Chrome
- Consisting of:
 - horizontal swivable 450 mm projection shower arm
 - change between hand and head shower by using the diverter
 - head shower Euphoria 260 (26 457)
- 3 spray patterns:
 - Rain, SmartRain, Jet
 - maximum flow rate (at 3 bar): 7.5 l/min
- with ball joint
- rotation angle $\pm 15^\circ$
- hand shower Euphoria 110 Massage (27 239 000)
- 3 spray patterns:
 - Rain, SmartRain, Massage
 - maximum flow rate (at 3 bar): 8.5 l/min
 - adjustable height via gliding element
- Silverflex shower hose 1750 mm 1/2" x 1/2" (28 388 000)
- Silverflex shower hose 800 mm
- connection to water supply with 1/2"-thread of the 800 mm shower hose to faucet / wall union
- GROHE Water Saving - Less water, perfect flow
- GROHE DreamSpray perfect spray pattern
- GROHE Long-Life finish
- GROHE SprayDimmer (Stepless flow rate reduction)
- SpeedClean anti-limescale system
- Inner WaterGuide for a longer life
- TwistStop preventing the hose from twisting
- suitable for instantaneous heaters from 18 kW/h
- minimum flow rate 7 l/min.
- min. recommended pressure 1.0 bar

27 421 002 EUPHORIA SYSTEM 260 SHOWER SYSTEM WITH DIVERTER FOR WALL MOUNTING



27 421 002 EUPHORIA SYSTEM 260 SHOWER SYSTEM WITH DIVERTER FOR WALL MOUNTING



SPARE PARTS, October 2016 – now

- 1: Fibre seal dia. Ø 18,5 x Ø 12 x 2 (Spare part-nr. 0138900M)
- 2: Strainer (Spare part-nr. 48007000)
- 3: Strainer (Spare part-nr. 0700200M)
- 4: Sliding piece (Spare part-nr. 12140000)
- 5: Repl.kit f.rotary valve (Spare part-nr. 45915000)
- 6: Non-return valve (Spare part-nr. 08565000)
- 7: Outlet shower holder (Spare part-nr. 48279000)
- 8: Spacer (Spare part-nr. 27180000)*
- 9: Shower arm for shower systems (Spare part-nr. 14047000)*

* Optional accessories