

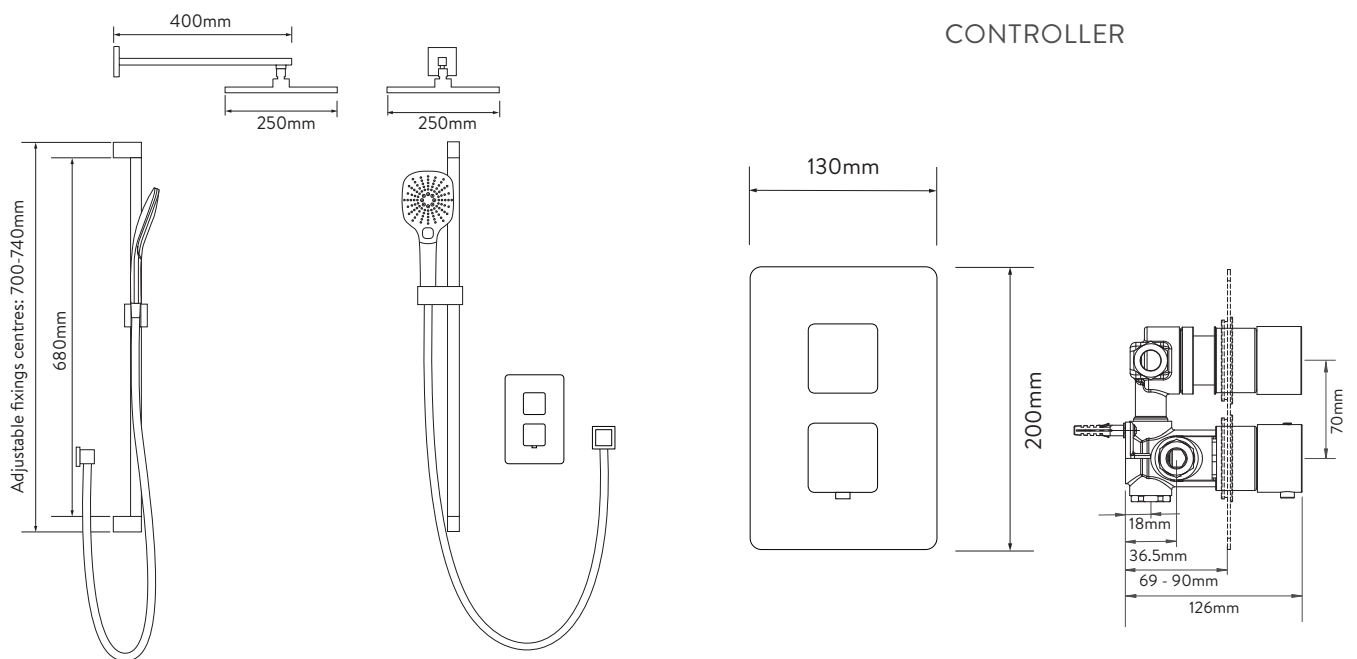
# AQUALISA

## DREAM™ CONCEALED MIXER SHOWER

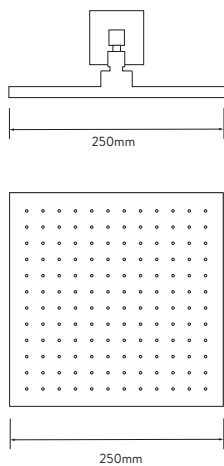
DRMDCV2.  
ADFW.SQR

DUAL OUTLET WITH ADJUSTABLE AND WALL FIXED DRENCHER -  
SQUARE - LP/HP - CHROME

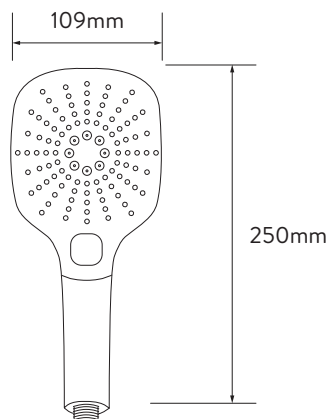
### DIMENSIONAL DRAWINGS



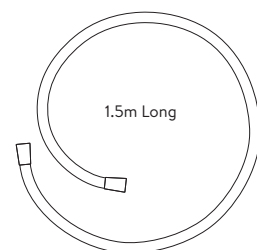
FIXED HEAD



ADJUSTABLE HEAD



HOSE



# AQUALISA

## DREAM™ CONCEALED MIXER SHOWER

DRMDCV2.  
ADFW.SQR

DUAL OUTLET WITH ADJUSTABLE AND WALL FIXED DRENCHER –  
SQUARE – LP/HP - CHROME

### TECHNICAL SPECIFICATIONS

Minimum pressure requirements	0.2 bar
Maximum pressure requirements	5 bar
Fitting connections	15mm pipe
Outlet connections	15mm pipe
Inlet supply positions	Hot/left, Cold/right
Water system	All water systems
Features	Separate temperature control with override button for extra safety
	Luxury brass valve with chrome finish
	WRAS approved valve
	Soft rub nozzles for easy cleaning
	3 spray patterns, easy click spray control
	109mm adjustable head
	1.5m smooth chrome hose (11mm bore)
	Simple switching between adjustable shower head and drencher head
	250mm drencher head, 1 spray pattern
Colour	Chrome
Guarantee period	5 year guarantee (Valve)
	2 year guarantee (head and kit)