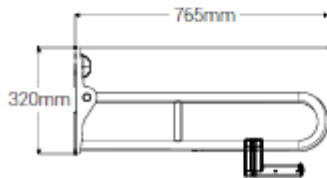


FOLD-UP RAILS

Fold-Up Double Support Rail



Physical Dimensions (mm):



FEATURES

- + Available in white or blue for users with impaired vision
- + Supplied with optional fit toilet roll holder
- + Tested to a maximum load of 100kg/15½ stone**

BENEFITS

- + Provides support in multi-user bathrooms
- + Ideal when space is limited
- + Accommodates users specific height requirements

Product Code:

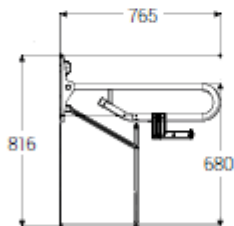
Fold-Up Double Support Rail

01810WH/BU*

Fold-Up Double Support Rail with Leg



Physical Dimensions (mm):



FEATURES

- + Available in white or blue for users with impaired vision
- + Trimmable supporting leg gives additional strength and stability
- + Height to top of rail: 680mm
- + Supplied with optional fit toilet roll holder
- + Tested to a maximum load of 200kg/30 stone**

BENEFITS

- + Provides support in multi-user bathrooms
- + Ideal when space is limited
- + Accommodates users specific height requirements

Product Code:

Fold-Up Double Support Rail with Leg 01820WH/BU*

*WH/BU in the product code denotes whether the rail is White or Blue.

**Maximum weight capacity refers to the grab rail only, not the user weight, fixings or retention in the mounting surface.

AKW Medi-Care Limited is a company registered in England and Wales, registered number 02764920.

Registered address Unit 404, Pointon Way, Hampton Lovett, Droitwich Spa, Worcestershire, WR9 0LR

VAT registration no: GB001047446

Enquiries

+44 (0) 1905 823 298

Order line

+44 (0) 1905 823 299

Fax

+44 (0) 1905 823 297

Website

www.akw-ltd.co.uk

Email

sales@akw-ltd.co.uk

Find us online



Cert No 7878 & E3571
Shower and bathroom equipment

1800 Series Fold-Up Rail



FEATURES

- + Strong design for additional support
- + Folds neatly back to the wall to maximise space
- + Ideal for use in multi-user bathrooms
- + Epoxy resin coating and rust inhibitor treatment for longer life
- + Made from 32mm diameter steel projecting 765mm from wall
- + Tested to ASTM B117-87 salt spray test
- + Supplied with optional fit toilet roll holder
- + Available in blue for users with impaired vision

BENEFITS

- + Provides support for multi-users
- + Ideal when space is limited
- + Ensures durability
- + Tested to a maximum load of 200kg / 30 stone
- + Ideal for use in multi-user bathrooms

Product Code:

1800 Series Blue Fold-Up Rail	01830BU
1800 Series Mid Grey Fold-up Rail	01830MG

AKW Medi-Care Limited is a company registered in England and Wales, registered number 02764920.

Registered address Unit 404, Pointon Way, Hampton Lovett, Droitwich Spa, Worcestershire, WR9 0LR

VAT registration no: GB001047446

Enquiries

+44 (0) 1905 823 298

Order line

+44 (0) 1905 823 299

Fax

+44 (0) 1905 823 297

Website

www.akw-ltd.co.uk

Email

sales@akw-ltd.co.uk

Find us online

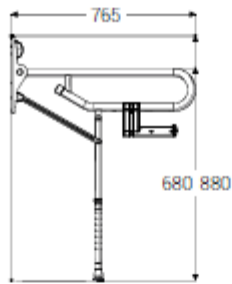


Cert No 7878 & E3571
Shower and bathroom equipment

Fold-Up Double Support Rail with Adjustable Leg



Physical Dimensions (mm):



FEATURES

- + Available in white
- + Supporting leg for additional strength and stability
- + Supporting leg adjusts in 25mm increments
- + Height to top of rail: 680-880mm
- + +/- 13mm fine adjustment to foot of support leg
- + Supplied with optional fit toilet roll holder
- + Tested to a maximum load of 200kg/30 stone*

BENEFITS

- + Provides support for multi-users
- + Ideal when space is limited
- + Ensures durability
- + Tested to a maximum load of 200kg / 30 stone
- + Ideal for use in multi-user bathrooms

Product Code:

Fold-Up Double Support Rail
(with Adjustable Leg)

01830WH

*Maximum weight capacity refers to the grab rail only, not the user weight, fixings or retention in the mounting surface.

AKW Medi-Care Limited is a company registered in England and Wales, registered number 02764920.

Registered address Unit 404, Pointon Way, Hampton Lovett, Droitwich Spa, Worcestershire, WR9 0LR

VAT registration no: GB001047446

Enquiries

+44 (0) 1905 823 298

Order line

+44 (0) 1905 823 299

Fax

+44 (0) 1905 823 297

Website

www.akw-ltd.co.uk

Email

sales@akw-ltd.co.uk

Find us online



Cert No 7878 & E3571
Shower and bathroom equipment

Polished Stainless Steel Fold-Up Rail with Adjustable Leg



FEATURES

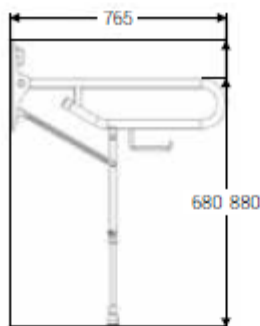
- + Fold-up design gives you more room, especially where space is limited
- + Ideal for multi-user environments
- + An adjustable supporting leg ensures added strength and stability
- + Supporting leg adjusts in 25mm increments
- + Integral stainless steel toilet roll holder
- + Diameter: 32mm
- + Height to top of rail: 680-880mm
- + +/- 13mm fine adjustment to foot of support leg
- + Tested to a maximum load of 200kg/30 stone*

Product Code:

Stainless Steel Fold-Up Rail
(with Adjustable Leg)

01830SS

Physical Dimensions (mm):



*Maximum weight capacity refers to the grab rail only, not the user weight, fixings or retention in the mounting surface.

AKW Medi-Care Limited is a company registered in England and Wales, registered number 02764920.

Registered address Unit 404, Pointon Way, Hampton Lovett, Droitwich Spa, Worcestershire, WR9 0LR

VAT registration no: GB001047446

Enquiries

+44 (0) 1905 823 298

Order line

+44 (0) 1905 823 299

Fax

+44 (0) 1905 823 297

Website

www.akw-ltd.co.uk

Email

sales@akw-ltd.co.uk

Find us online



Cert No 7878 & E3571
Shower and bathroom equipment