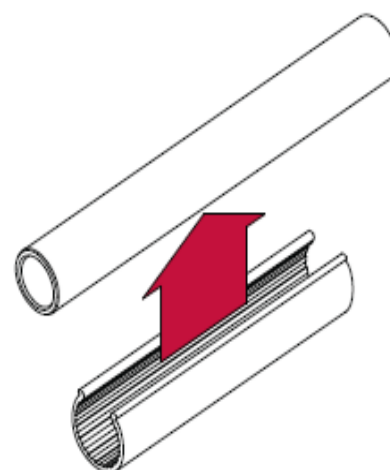
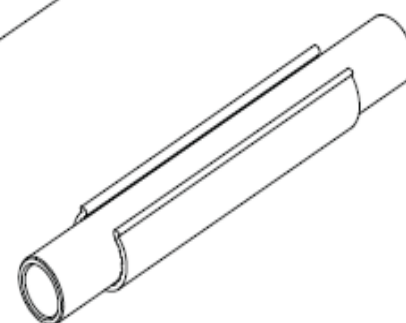


Snappit cover is easy to fit and remove.
Snappit is useful as it forms a light protective barrier around pipes and offers a good finish.

Snappit stops the need to paint pipework.



Push the open side of the cover onto the pipe. Snappit Cover will flex and snap into position to grip the pipe.

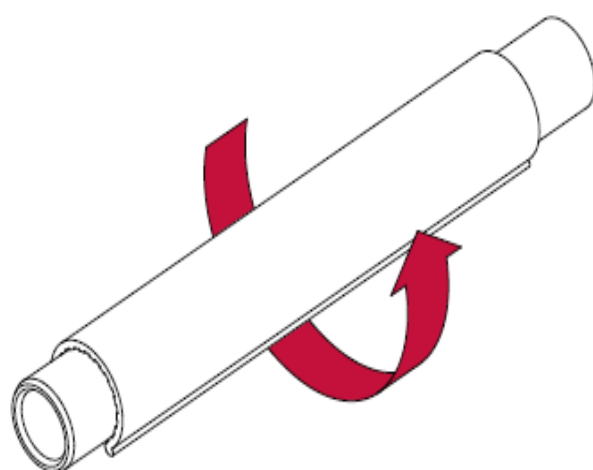


Step 1

Measure and cut Snappit Cover to desired length.

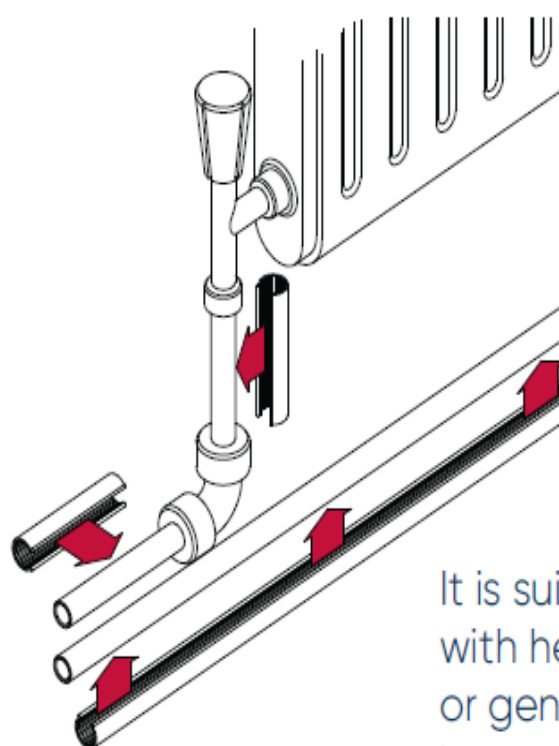
Step 2

Fit the snappit to the pipe.



Step 3

Rotate the cover until the open side is out of direct view



Snappit Cover is compatible with plastic or copper pipe.

It is suitable for use with heated radiator or general domestic hot water pipe.

Step 4

Trim and fit Snappit Cover to most straight pipe installations.