



Showermate product guide



Introduction to the Showermate range



There's nothing more irritating than a tap or a shower that's no more than a trickle. Thankfully, the new Showermate from Stuart Turner means it's a problem you need never worry about again. Not only will Showermate give your water pressure a much needed boost, it's also:

- Built to be reliable
- Easy to install

Any of the models available will soon have your fittings in full flow. In fact, the new Showermate is capable of boosting pressure for a wide range of domestic applications:

- Shower
- Shower / Bath
- Tap

Designed to suit any tank fed, open vented system, the new Showermate offers the ultimate solution to poor performance. The new pumps:

- Are fully automatic
- Are supplied complete with flexible hoses
- Offer more power and efficiency than ever before
- Come with a 1-year warranty

The Showermate from Stuart Turner is all you need to solve your pressure problems. Even though the price is extremely competitive, the reliability and quality of each and every pump will never be compromised.

SHOWERMATE LEGEND



Bath



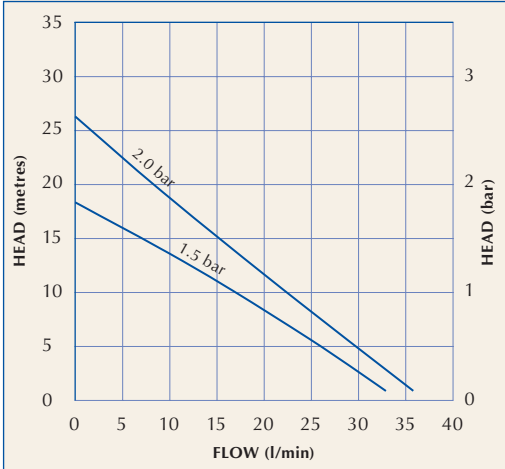
Shower



Tap

Description		Performance				Mechanical				
PART No:	SHOWERMATE PUMP MODEL	Performance (bar) @ 9 Litres Per Minute	Maximum Flow Litres Per Minute	Maximum Head Valve Closed (bar)	Maximum Inlet Static Head (Metres)	Hoses	Pump Connection 15 mm Push-In	Carbon Ceramic Mechanical Seal	Flow Switch Sensitivity Approx. 0.8 l/min	Negative Airswitch Option Available
						Flexible 15 mm Push-In				
46407	1.5 bar Twin	1.5	33	1.8	13	✓	✓	✓	✓	✓
46431	2.0 bar Twin	1.9	36	2.6	13	✓	✓	✓	✓	✓
46429	1.5 bar Single	1.3	17	2.5	13	✓	✓	✓	✓	✓

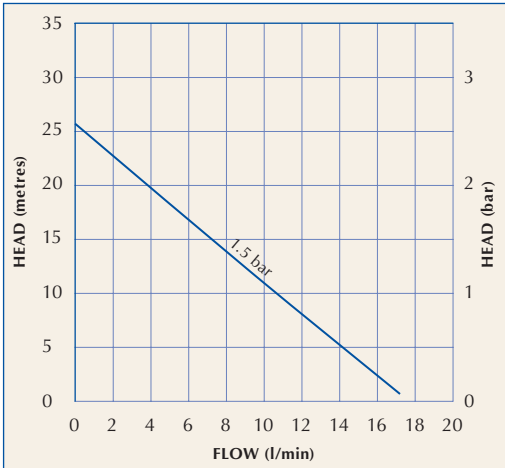
Twin Pumps



Twin Pumps



Single Pump



Single Pump



Electrical									Dimensions			
WRAS Compliant 65°C max	Power Supply 230/1/50	Enclosure Rating BS EN 60529	Motor Type, Induction, Permanent Capacitor, Auto Resetting Protective Thermotrip	Nominal Power Consumption (Watts) @ 9 l/min	Full Load Amps	Fuse Rating Amps	Pre-Wired	Duty Rating Intermittent (S3) 30 mins on/30 mins off @ 9 l/min	Length (mm)	Width (mm)	Height (mm) Without Flexibles	Gross Weight (Packed) kg
✓	✓	IP22	✓	355	1.9	5	✓	✓	306	130	185	5.6
✓	✓	IP22	✓	420	2.4	5	✓	✓	323	130	185	6.3
✓	✓	IPX4	✓	200	1.3	5	✓	✓	236	130	188	4.4

Finding the right pump

Choosing the right pump for the job could not be easier. Simply use the guide below to find the pump that meets your requirements.

All Showermate pumps are supplied complete, pre-wired with flexible hoses and mountings ready for installation into the plumbing system.

SHOWERMATE LEGEND



Bath



Shower



Tap

		Showermate Twin		Showermate Single
		1.5	2.0	1.5
Single Tap				✓
Bath/Basin Mixer Tap		✓	✓	
Blended Water from Shower Mixer				✓
Fixed Plate or Single Function Shower		✓	✓	✓
Multi-Function Shower		✓	✓	
2 x Multi-Function Showers			✓	
Multi-Function Shower with Two Body Jets			✓	

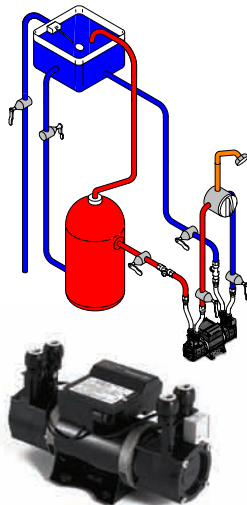
Remember further help and advice is available from Stuart Turner's Customer Support Team on **01491 572655**.

All models in the Showermate range of fully automatic, positive head booster-pumps are ideal for shower and bath / shower installations. All pumps are supplied ready to fit into domestic plumbing systems throughout the UK and are Water Regulation Advisory Scheme (WRAS) compliant. Positive pumps are designed for installation into an open vented water system, where the outlet to be pumped is below the cold water tank, and has a minimum gravity flow of 0.8 l/min. If this is not available, please contact Stuart Turner Ltd.

Positive Twin Pumps



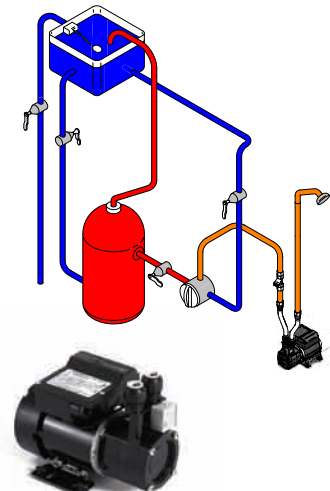
A Showermate twin pump is designed to boost the incoming hot and cold water supply to an individual shower, bath / shower mixer, or mixer tap.



Positive Single Pumps



The Showermate single pump is designed to improve water supplies to single taps or to pump blended water from a shower mixer.



Stuart Turner Ltd.
Market Place
Henley-on-Thames
Oxfordshire RG9 2AD
England

Telephone: +44 (0) 1491 572655
Fax: +44 (0) 1491 573704
Email: pumps@stuart-turner.co.uk
Web: www.stuart-turner.co.uk

Check out our full range of Showers

Electric Showers

Digital Showers

Mixer Showers

Power Showers

Smart Showers

Shower Towers

From Top Shower Brands

Mira Showers

Aqualisa Showers

Triton Showers

Gainsborough Showers

Shower Pumps can upgrade your showering experience even more

Stuart Turner Shower Pumps

Salamander Shower Pumps

Grundfos Shower Pumps

plumbworld
Big brands, small prices.