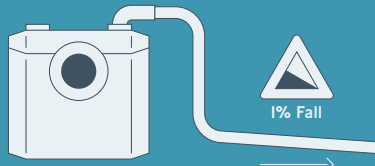


Correct Saniflo installation?


Check out the 10 Golden Rules

1




Discharge pipework should be copper or rigid solvent weld plastic, not 'pushfit'. 1% fall on horizontal runs.

2



If a vertical lift is needed, this should be as close to the start of the run as is practically possible and from the highest point there must be a minimum 1% fall. The closer the vertical lift is to the machine, the more efficient the pump will be.


3



Bends should **not** be tight radius.

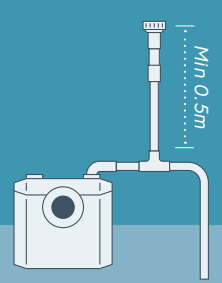
Bends should be smooth/long radius. This is particularly important for 22/23mm pipe.

4

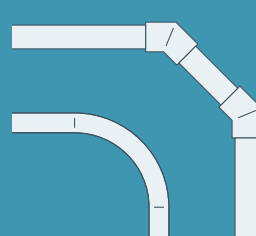


Pipes entering the Saniflo should have a gravity fall of 3%.

5

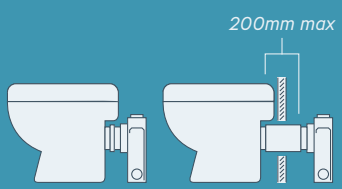


Where the pipework falls significantly below the unit e.g. a lower floor, fit an air admittance valve at the highest point capable of withstanding 10psi pressure, or increase pipe size coming down to 'break' syphon.



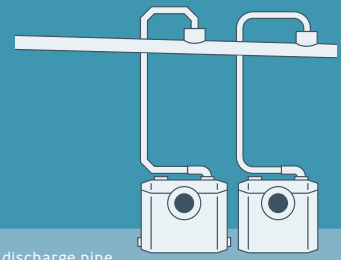
All pipework should be supported according to pipe manufacturers recommendations.

6



The unit should be easily accessible and removable in the event of maintenance being required. If boxed in, the boxing should be easily removed. Any extension between the WC pan spigot and wall should not exceed 200mm.

7




Each Saniflo discharge pipe should run separately to the soil pipe. If wastes are combined, it can only be into a larger pipe, which is on a gravity fall.

8



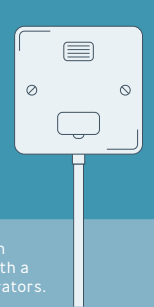
Since many closed coupled WC suites do not have the space between the WC pan spigot and the wall, you may have to batten the cistern off the wall to make room for the Saniflo. However Sanislim will fit behind most closed coupled WC suites without the need for this.

9



Position the Saniflo behind the toilet not beneath it.


10



Electrical connection should be via an unswitched fixed wiring connector with a 5 amp fuse for Domestic range macerators. Professional range may vary - check individual instruction manual.

Saniflo offer a complete range of pumps and macerators for all applications.

Download our e-learning Module:
www.saniflo.co.uk/training/elearning



Macerators may only be used in a dwelling where there is access to a gravity discharging WC (Building Regs G4).

Saniflo Ltd. Howard House, The Runway, South Ruislip, Middx. HA4 6SE
 Tel: 020 8842 0033 Fax: 020 8842 1671 e-mail: sales@saniflo.co.uk

SANIFLO[®]
 PLUMBING THE POSSIBILITIES

Check out our full range of macerators

Saniflo Macerators

Flo-Force Macerators

Stuart Turner Macerators

Grundfos Macerators

Don't Forget These Macerator Accessories from Saniflo

Saniflo Sani Alarm

Saniflo Descaler

plumbworld
Big brands, small prices.