

# BATH ULTRA 10 SEAL

**10**  
**YEARS**  
**GUARANTEED**  
NOT TO DISCOLOUR  
DUE TO  
MOULD GROWTH




**Guaranteed no mould  
For 10 Years**




Suitable for **rectangular** baths  
smaller than 2m x 1m  
Suitable for **corner** baths  
smaller than 2m x 2m



## Tools required to complete the installation.

- Stanley Knife or similar 
- **Byretech sealant Removal tool** 
- Tape measure
- Sealant gun
- **Fugi II Silicone applicator** 
- Kitchen roll to wipe fingers

• Fugi II and Silicone removal tool available from [www.byretech.com](http://www.byretech.com)




Measure length of bath and transfer measurement to 2m profile - Mark and cut to length by scoring and snapping profile - lay on bath "dry"



Take the appropriate 1m profile and fit it to the long profile behind taps - Mark to size - Cut and fit "dry" - Repeat with remaining profile



Clean Profile - Fit the long length 1st - Add generous silicone with large nozzle - Fit profile and remove excess with Fugi 2 or finger - Now fit end pieces



Change to fine nozzle - Seal in top and bottom of profile with silicon - Fit End Caps - Use Fugi 2 to remove excess silicone - Leave to Set ( 4 Hours )


Note. Byretech recommends that all black mould in the bathroom is removed prior to fitting its products.

# BATH ULTRA 10 SEAL

**Guaranteed no mould  
For 10 Years**

**Tools required to complete the installation.**

- Stanley Knife or similar
- **Byretech sealant Removal tool**
- Tape measure
- Sealant gun
- **Fugi II Silicone applicator**
- Kitchen roll to wipe fingers



• Fugi II and Silicone removal tool available from [www.byretech.com](http://www.byretech.com)



Suitable for **rectangular** baths smaller than 2m x 1m  
Suitable for **corner** baths smaller than 2m x 2m



**Also available in  
Stunning Chrome / Gloss Black / Ivory**

**Completed BathSeal Ultra 10 - So Simple !**

**Start to finish in less than 40 minutes, and no more leaks !**

Note. Byretech recommends that all black mould in the bathroom is removed prior to fitting its products.



**Byretech Ltd**  
The Bathroom Water Damage  
Prevention specialists

Note. NO MOULD GUARANTEE

If Forever White discolours or stains due to mould growth within 10 years of application simply return pack and receipt of purchase to Everbuild and we will refund you the silicone and postage costs. CAUTION: This guarantee is only valid providing regular cleaning has been carried out, Microban helps prevent the growth of mould, mildew and bacteria that can stain and degrade silicone, however it is not a substitute for regular cleaning as excessive deposits of soap can cause secondary mould growth. Everbuild address on silicone tube pack. Nothing in this statement does or will affect your statutory rights.

**Byretech Ltd**  
Unit 51 Padgets Lane, South Moons Moat,  
Redditch, Worcestershire B98 0RD UK.  
Phone: +44 (0) 1527 522 522 Fax: +44 (0) 1527 522 111  
E-mail: [info@byretech.com](mailto:info@byretech.com) Web: [www.byretech.com](http://www.byretech.com)

**plumbworld**  
**Big brands, small prices.**

Pdf Supplied By <http://www.plumbworld.co.uk/>