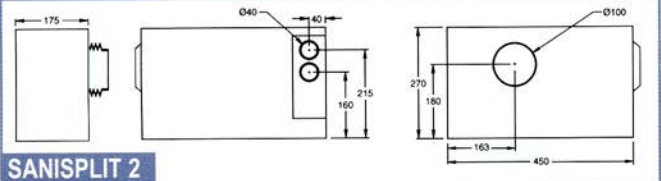
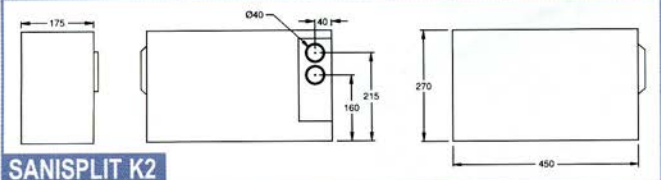


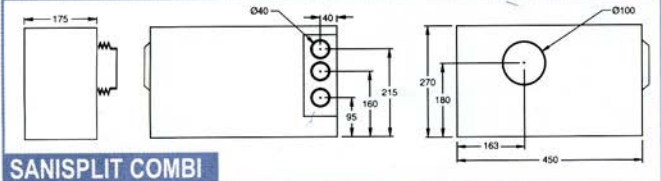
**SANISPLIT 1**



**SANISPLIT 2**



**SANISPLIT K2**



**SANISPLIT COMBI**

**Specifications**

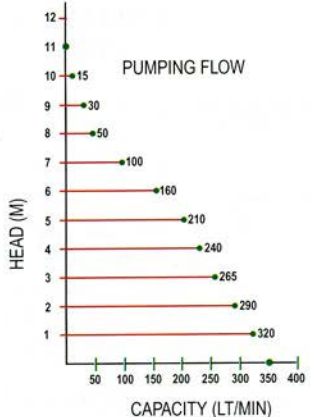
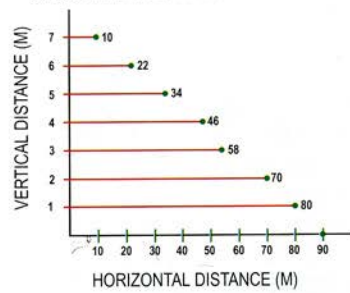
Power Supply	230 V ac
Power	600W
Electrical absorption	3A
Frequency	50 Hz
Protection class	IP 55
Max elevation head	11m
Max capacity	350 l/min
Service	Intermittent
Sewage water temperature	<100°C
Condenser	10πF/450V
Electrical cable length	1.2m
Pipe discharge size	32mm or 40mm



TUV Rheinland

Sanisplit Model	1	2	K2	Combi
Aquafax Part No.	V-S001	V-S002	V-S005	V-S008
WC	✓	✓		✓
Washbasin		✓		✓
Shower				✓
Bath				✓
Bidet				✓
Sink		✓	✓	✓
Washing M/C		✓	✓	✓
Dishwasher		✓	✓	✓
<b>Location</b>				
Kitchen Island			✓	✓
Basement	✓	✓	✓	✓
Ground Floor	✓	✓	✓	✓
Upper Floor	✓	✓	✓	✓
Loft Extension	✓	✓	✓	✓
Outside Workshop/Pool	✓	✓	✓	✓

MAXIMUM ADVISED PIPES LENGTH



**Pumping flow:**

All Sanisplits have a maximum lift of 11 metres, or can pump 80 metres horizontally.

If you need to pump vertically **and** horizontally, please refer to the tables on the Technical information leaflet.

For every vertical metre pumped, the horizontal distance is reduced.

As a guide, if a Sanisplit 1 is used to pump 6 metres vertically, the horizontal distance is reduced to 20 metres and the flow rate to 15 litres/minute.

**plumbworld**  
**Big brands, small prices.**

Pdf Supplied By <http://www.plumbworld.co.uk/>